

VK Multimedia Information Systems

Mathias Lux, mlux@itec.uni-klu.ac.at

Information Retrieval Basics: Agenda



- Vector Retrieval Model
 - Exercise 01
- **Other Retrieval Models**
- Common Retrieval Methods
 - Query Modification
 - Co-Occurrence
 - Relevance Feedback
- Exercise 02



Other Retrieval Models: Set Theoretic Models



- Fuzzy Set Model
 - Each query term defines a fuzzy set
 - Each document has a **degree of membership**
 - Done e.g. with query expansion (co-occurrence or thesaurus)
- Extended Boolean Model
 - Incorporates non binary weights
 - Geometric interpretation: Distance between document vector and desired Boolean state (query)

Algebraic Models: Generalized Vector Space M .



- Term independence not necessary
- Terms (as dimensions) are not orthogonal and may be linear dependent.
- Smaller linear independent units exist.
 - m ... minterm
 - Constructed from co-occurrence: 2^t minterms
- Dimensionality a problem
 - Number of active minterms (which actually occur in a document)
 - Depends on the number of documents

Algebraic Models: Latent Semantic Indexing M.



- Introduced 1988, LSI / LSA
- Concept matching vs. term matching
- Mapping documents & terms to concept space:
 - Fewer dimensions
 - Like clustering

Algebraic Models: Latent Semantic Indexing M.



- Let M_{ij} be the document term matrix
 - with t rows (terms) and N cols (docs)
- Decompose M_{ij} into $K^*S^*D^t$
 - K .. matrix of eigenvectors from term-to-term (co-occurrence) matrix
 - D^t .. matrix of eigenvectors from doc-to-doc matrix
 - S .. $r \times r$ diagonal matrix of singular values with $r = \min(t, N)$, the rank of M_{ij}

Algebraic Models: Latent Semantic Indexing M.



- With $M_{ij} = K * S * D^t \dots$
- Only the s largest singular values from S :
 - Others are deleted
 - Respective columns in K and D^t remain
- $M_s = K_s * S_s * D_s^t \dots$
 - $s < r$ is new rank of M
 - s large enough to fit in all data
 - s small enough to cut out unnecessary details

Algebraic Models: Latent Semantic Indexing M.



- Reduced doc-to-doc matrix:
 - $M_s^t * M_s$ is $N \times N$ Matrix quantifying the relationship between documents
- Retrieval is based on pseudo-document
 - Let column Q in M_{ij} be the query
 - Calculate $M_s^t * M_s$
 - First row (or column) gives the relevance

Algebraic Models: Latent Semantic Indexing M.



- Advantages
 - M even more sparse
 - Retrieval on a “conceptual” level
- Disadvantages
 - Doc-to-doc matrix might be quite big
 - Therefore: Processing time

Example LSA ...



Example of text data: Titles of Some Technical Memos

- c1: *Human machine interface for ABC computer applications*
- c2: *A survey of user opinion of computer system response time*
- c3: *The EPS user interface management system*
- c4: *System and human system engineering testing of EPS*
- c5: *Relation of user perceived response time to error measurement*

- m1: *The generation of random, binary, ordered trees*
- m2: *The intersection graph of paths in trees*
- m3: *Graph minors IV: Widths of trees and well-quasi-ordering*
- m4: *Graph minors: A survey*

from Landauer, T. K., Foltz, P. W., & Laham, D. (1998). *Introduction to Latent Semantic Analysis. Discourse Processes, 25, 259-284.*

Example LSA ...



$\{X\} =$

	c1	c2	c3	c4	c5	m1	m2	m3	m4
human	1	0	0	1	0	0	0	0	0
interface	1	0	1	0	0	0	0	0	0
computer	1	1	0	0	0	0	0	0	0
user	0	1	1	0	1	0	0	0	0
system	0	1	1	2	0	0	0	0	0
response	0	1	0	0	1	0	0	0	0
time	0	1	0	0	1	0	0	0	0
EPS	0	0	1	1	0	0	0	0	0
survey	0	1	0	0	0	0	0	0	1
trees	0	0	0	0	0	1	1	1	0
graph	0	0	0	0	0	0	1	1	1
minors	0	0	0	0	0	0	0	1	1

from Landauer, T. K., Foltz, P. W., & Laham, D. (1998). *Introduction to Latent Semantic Analysis*. *Discourse Processes*, 25, 259-284.

Example LSA ...



$\{W\} =$

0.22	-0.11	0.29	-0.41	-0.11	-0.34	0.52	-0.06	-0.41
0.20	-0.07	0.14	-0.55	0.28	0.50	-0.07	-0.01	-0.11
0.24	0.04	-0.16	-0.59	-0.11	-0.25	-0.30	0.06	0.49
0.40	0.06	-0.34	0.10	0.33	0.38	0.00	0.00	0.01
0.64	-0.17	0.36	0.33	-0.16	-0.21	-0.17	0.03	0.27
0.27	0.11	-0.43	0.07	0.08	-0.17	0.28	-0.02	-0.05
0.27	0.11	-0.43	0.07	0.08	-0.17	0.28	-0.02	-0.05
0.30	-0.14	0.33	0.19	0.11	0.27	0.03	-0.02	-0.17
0.21	0.27	-0.18	-0.03	-0.54	0.08	-0.47	-0.04	-0.58
0.01	0.49	0.23	0.03	0.59	-0.39	-0.29	0.25	-0.23
0.04	0.62	0.22	0.00	-0.07	0.11	0.16	-0.68	0.23
0.03	0.45	0.14	-0.01	-0.30	0.28	0.34	0.68	0.18

$\{S\} =$

3.34								
	2.54							
		2.35						
			1.64					
				1.50				
					1.31			
						0.85		
							0.56	
								0.36

$\{P\} =$

0.20	0.61	0.46	0.54	0.28	0.00	0.01	0.02	0.08
-0.06	0.17	-0.13	-0.23	0.11	0.19	0.44	0.62	0.53
0.11	-0.50	0.21	0.57	-0.51	0.10	0.19	0.25	0.08
-0.95	-0.03	0.04	0.27	0.15	0.02	0.02	0.01	-0.03
0.05	-0.21	0.38	-0.21	0.33	0.39	0.35	0.15	-0.60
-0.08	-0.26	0.72	-0.37	0.03	-0.30	-0.21	0.00	0.36
0.18	-0.43	-0.24	0.26	0.67	-0.34	-0.15	0.25	0.04
-0.01	0.05	0.01	-0.02	-0.06	0.45	-0.76	0.45	-0.07
-0.06	0.24	0.02	-0.08	-0.26	-0.62	0.02	0.52	-0.45

Example LSA ...



Correlations between titles in raw data:

	c1	c2	c3	c4	c5	m1	m2	m3
c2	-0.19							
c3	0.00	0.00						
c4	0.00	0.00	0.47					
c5	-0.33	0.58	0.00	-0.31				
m1	-0.17	-0.30	-0.21	-0.16	-0.17			
m2	-0.26	-0.45	-0.32	-0.24	-0.26	0.67		
m3	-0.33	-0.58	-0.41	-0.31	-0.33	0.52	0.77	
m4	-0.33	-0.19	-0.41	-0.31	-0.33	-0.17	0.26	0.56

0.02
-0.30 0.44

Correlations in two dimensional space:

c2	0.91							
c3	1.00	0.91						
c4	1.00	0.88	1.00					
c5	0.85	0.99	0.85	0.81				
m1	-0.85	-0.56	-0.85	-0.88	-0.45			
m2	-0.85	-0.56	-0.85	-0.88	-0.44	1.00		
m3	-0.85	-0.56	-0.85	-0.88	-0.44	1.00	1.00	
m4	-0.81	-0.50	-0.81	-0.84	-0.37	1.00	1.00	1.00

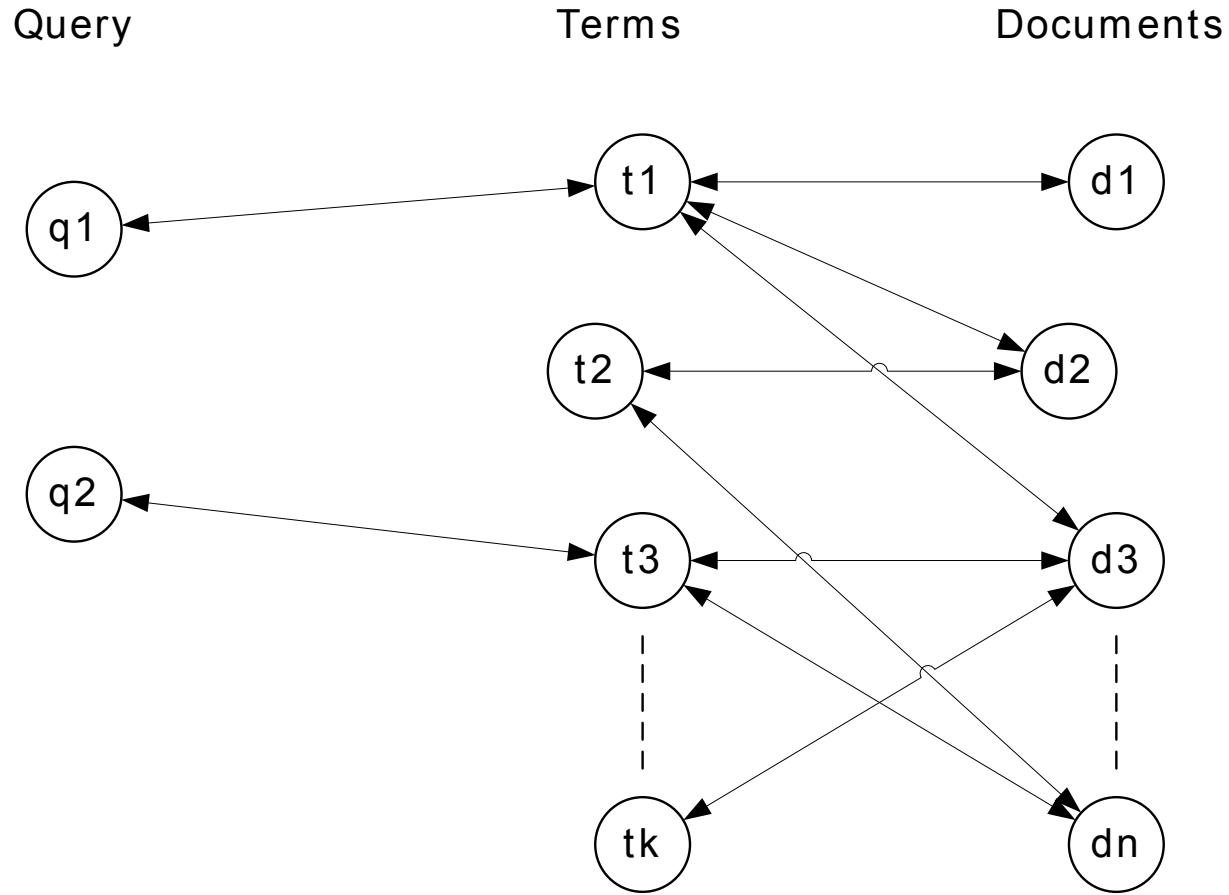
0.92
-0.72 1.00

Algebraic Models: Neural Network M. / Associative Retrieval



- Neural Network:
 - Neurons emit signals to other neurons
 - Graph interconnected by synaptic connections
- Three levels:
 - Query terms, terms & documents

Algebraic Models: Neural Network M. / Associative Retrieval



Algebraic Models: Neural Network M. / Associative Retrieval



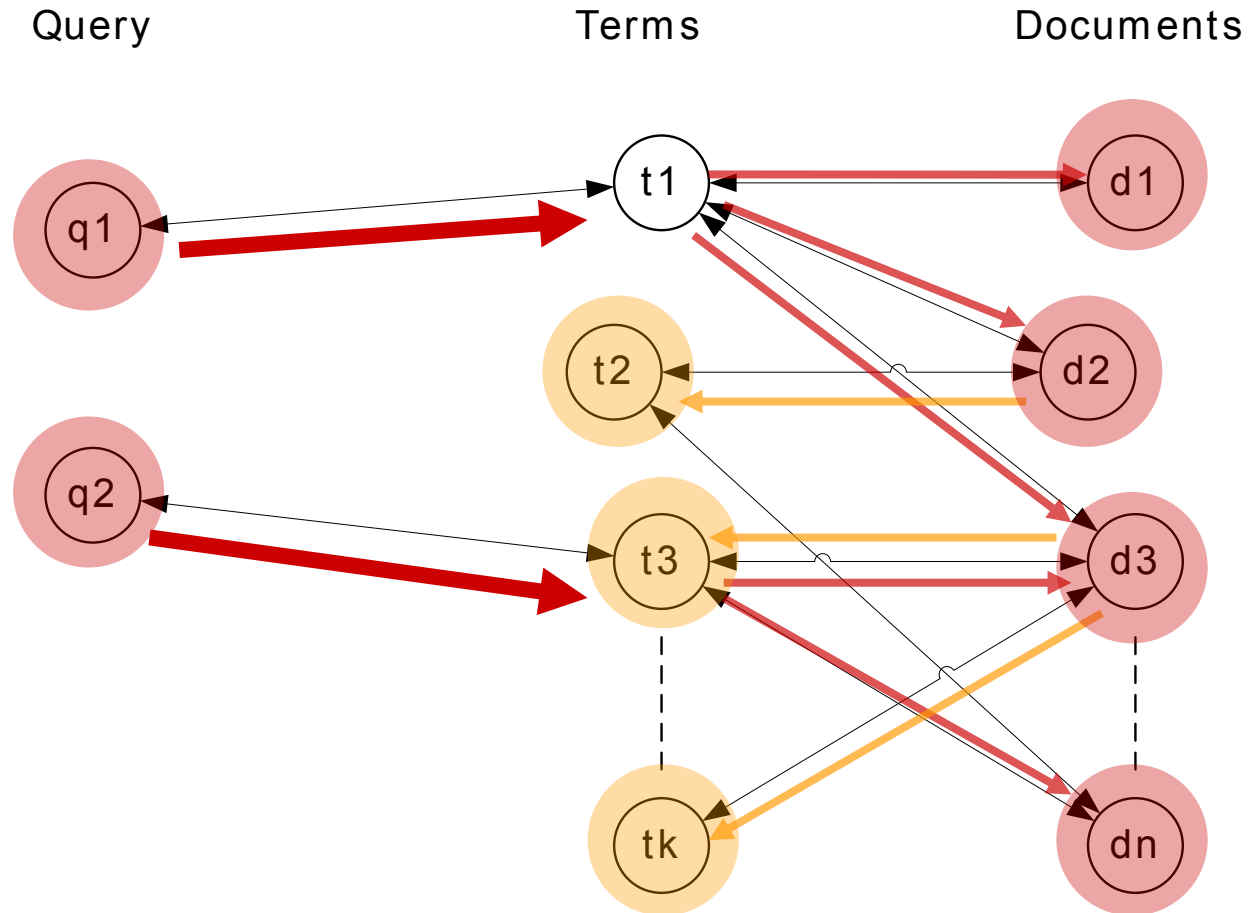
- Query term is “activated”
 - Usually with weight 1
 - Query term weight is used to “weaken” the signal
- Connected terms receive signal
 - Term weight “weakens” the signal
- Connected documents receive signal
 - Different activation sources are “combined”

Algebraic Models: Neural Network M. / Associative Retrieval



- First round query terms \rightarrow terms \rightarrow docs
 - Equivalent to vector model
- Further rounds increase retrieval performance

Algebraic Models: Neural Network M. / Associative Retrieval



N-Grams



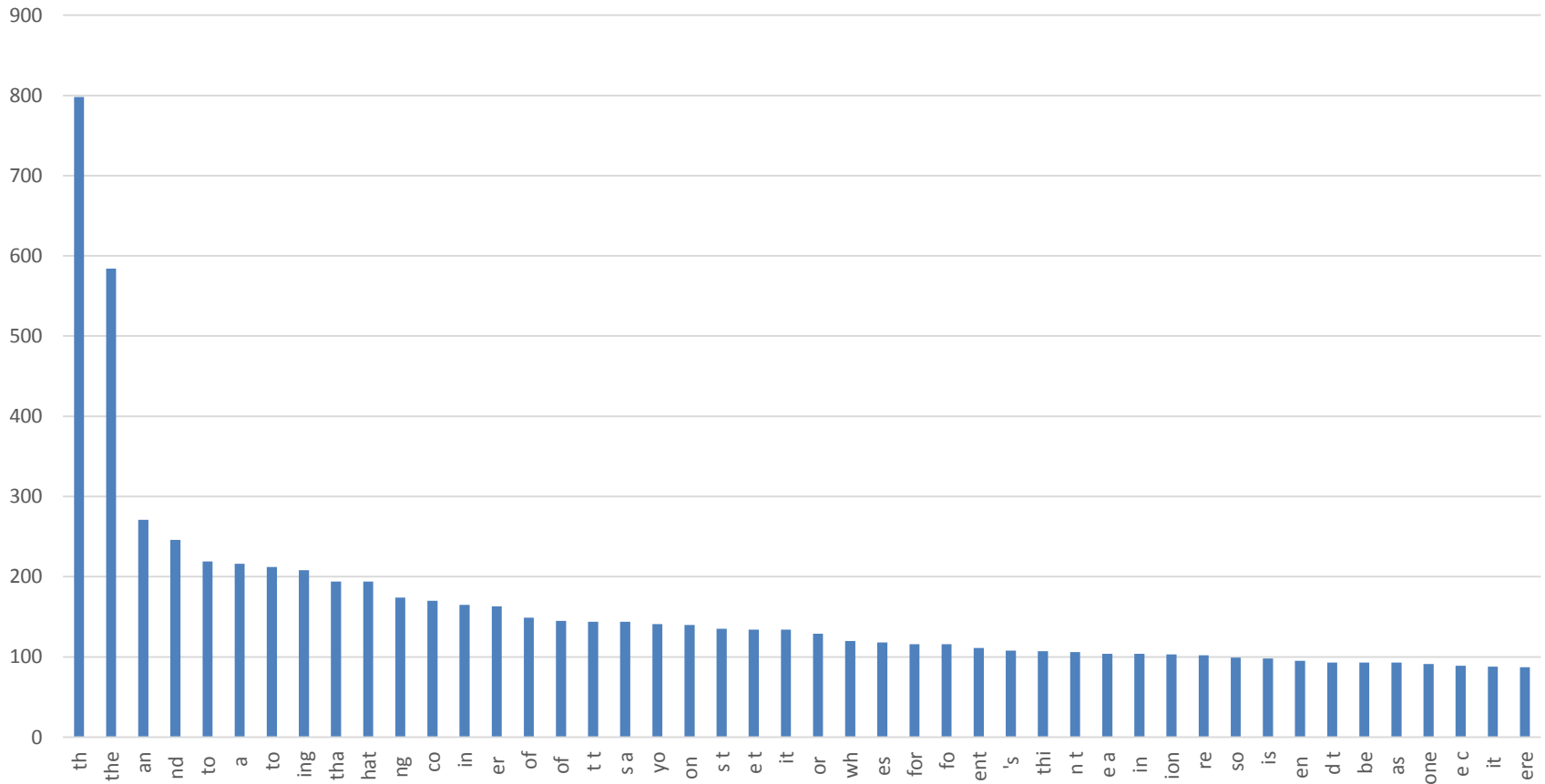
- How discard assumption on mutual independence of terms?
- Idea: n-grams instead of terms
 - n being 2, 3, 4, ...

Example Trigrams



- Original document
 - „The quick brown fox“
- Trigrams (letter based)
 - {The, he_, e_q, _qu, qui, uic, ick, ck_, ...}
- Trigrams (word based)
 - {The quick brown, quick brown fox}

Example: Cory Doctorows DRM talk, trigrams



Code in Python



```
with open("test.txt") as f:
    content = f.readlines()

tv = {}

for x in content:
    x = x.strip().lower()
    # check if it is not an empty line.
    if x != "":
        # create trigrams:
        strLength = len(x)
        for myInt in range(0, len(x)-3):
            k = x[myInt:myInt+3]
            if k in tv:
                tv[k] +=1
            else:
                tv[k] =1

for x in tv.keys():
    print(x + "\t" + str(tv[x]))
```

th	798
the	584
an	271
nd	246
to	219
a	216
to	212
ing	208
tha	194
hat	194
ng	174
co	170
in	165
er	163
of	149
of	145
t t	144
s a	144
yo	141
on	140
s t	135
e t	134
it	134
or	129
wh	120
es	118
for	116
fo	116
ent	111
's	108
thi	107
n t	106
e a	104
in	104
ion	103
re	102
so	99
is	98

Information Retrieval Basics: Agenda



- Vector Retrieval Model
 - Exercise 02
- Other Retrieval Models
- Common Retrieval Methods
 - **Query Modification**
 - Co-Occurrence
 - Relevance Feedback
- Exercise 03



Query Modification

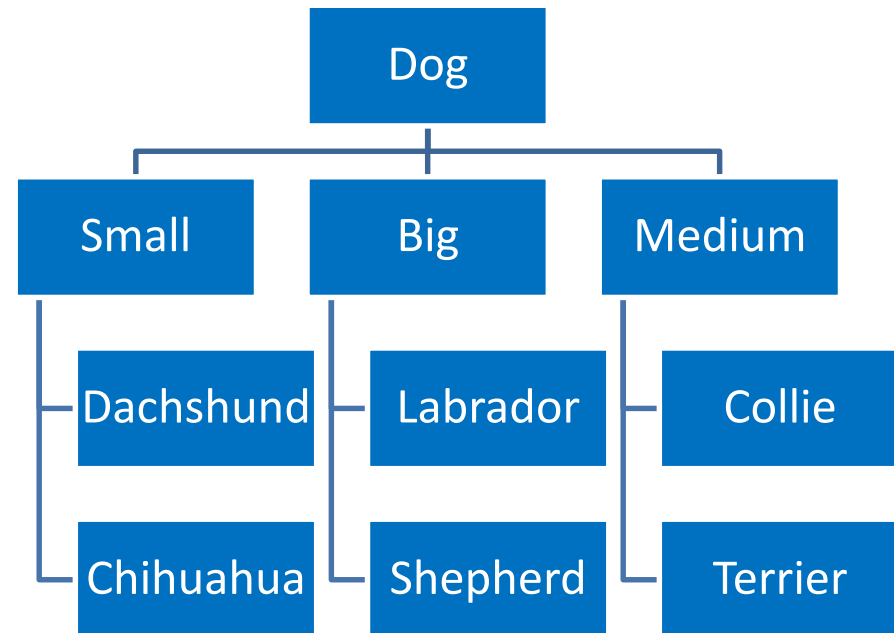


- Query expansion
 - General method to increase either
 - number of results or
 - accuracy
 - Query itself is modified:
 - Terms are added (co-occurrence, thesaurii)

Query Expansion



- Integrate existing knowledge
 - Taxonomies
 - Ontologies
- Modify query
 - Related terms
 - Narrower terms
 - Broader terms



Term Reweighting



- To improve accuracy of ranking
- Query term weights are changed
 - Note: no terms are added / removed
 - Result ranking changes

Information Retrieval Basics: Agenda



- Vector Retrieval Model
 - Exercise 02
- Other Retrieval Models
- Common Retrieval Methods
 - Query Modification
 - **Co-Occurrence**
 - Relevance Feedback
- Exercise 03



Co-Occurrence



- Quantify relations between terms
 - Based on how often they occur together
 - Not based on the position
- Let M_{ij} be the document term matrix
 - with t rows (terms) and N cols (docs)
- M^*M^t is the “co-occurrence” matrix

Co-Occurrence: Example



	d1	d2	d3	d4	d5
computer	7	7	0	8	3
pda	5	1	4	0	3
cellphone	0	1	5	0	0
wlan	6	1	0	0	4
network	1	2	0	6	0

7	5	0	6	1
7	1	1	1	2
0	4	5	0	0
8	0	0	0	6
3	3	0	4	0

Co-Occurrence: Example



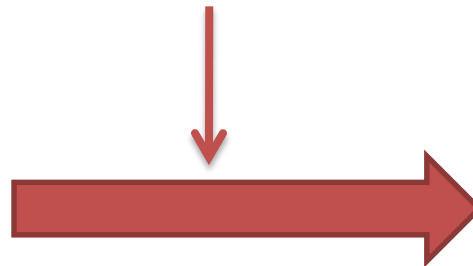
	computer	pda	cellphone	wlan	network
computer	171	51	7	61	69
pda	51	51	21	43	7
cellphone	7	21	26	1	2
wlan	61	43	1	53	8
network	69	7	2	8	41

Co-Occurrence & Query Expansion



	computer	pda	cellphone	wlan	network
computer	171	51	7	61	69
pda	51	51	21	43	7
cellphone	7	21	26	1	2
wlan	61	43	1	53	8
network	69	7	2	8	41

Query: *cellphone*



Query: *cellphone OR pda*

Information Retrieval Basics: Agenda



- Vector Retrieval Model
 - Exercise 02
- Other Retrieval Models
- Common Retrieval Methods
 - Query Modification
 - Co-Occurrence
 - **Relevance Feedback**
- Exercise 03



Relevance Feedback



- Popular Query Reformulation Strategy:
 - User gets list of docs presented
 - User marks relevant documents
 - Typically ~10-20 docs are presented
 - Query is refined, new search is issued
- Proposed Effect:
 - Query moves more toward relevant docs
 - Away from non relevant docs
 - User does not have to tune herself

Relevance Feedback



- $D_r \subset D$... set of relevant docs identified by the user
- $D_n \subset D$... set of non relevant docs
- $C_r \subset D$... set of relevant docs
- α, β, γ ... tuning parameters

Relevance Feedback



- Considering an optimal query
 - Unlikely and therefore hypothetical
- Which vector retrieves C_r best?

$$\vec{q}_{OPT} = \frac{1}{|C_r|} \cdot \sum_{\forall \vec{d}_j \in C_r} \vec{d}_j - \frac{1}{N - |C_r|} \cdot \sum_{\forall \vec{d}_j \notin C_r} \vec{d}_j$$

Relevance Feedback



$$\text{Rocchio: } \vec{q}_m = \alpha \cdot \vec{q} + \frac{\beta}{|D_r|} \cdot \sum_{\forall \vec{d}_j \in D_r} \vec{d}_j - \frac{\gamma}{|D_n|} \cdot \sum_{\forall \vec{d}_j \in D_n} \vec{d}_j$$

$$\text{Ide: } \vec{q}_m = \alpha \cdot \vec{q} + \beta \cdot \sum_{\forall \vec{d}_j \in D_r} \vec{d}_j - \gamma \cdot \sum_{\forall \vec{d}_j \in D_n} \vec{d}_j$$

$$\text{Ide-Dec-Hi: } \vec{q}_m = \alpha \cdot \vec{q} + \beta \cdot \sum_{\forall \vec{d}_j \in D_r} \vec{d}_j - \gamma \max_{\text{non-relevant}} (\vec{d}_j)$$

Relevance Feedback



- Rochio
 - Based on q_{OPT} , α was 1 in original idea
- Ide
 - $\alpha = \beta = \gamma = 1$ in original idea
- Ide-Dec-Hi
 - $\max_{\text{non-relevant}} \dots$ highest ranked doc of D_n
- All three techniques yield similar results ...

Relevance Feedback



- Evaluation issues:
 - Boosts retrieval performance
 - Relevant documents are ranked top
 - But: Already marked by the user
- Evaluation remains complicated issue

Information Retrieval Basics: Agenda



- Vector Retrieval Model
 - Exercise 01
- Other Retrieval Models
- Common Retrieval Methods
 - Query Modification
 - Co-Occurrence
 - Relevance Feedback
- **Exercise 02**



Exercise 02



Install R: <http://www.r-project.org/>

- Co-Occurrence

- Document-term matrix from exercise 01

- `x <- cbind(1, 3, 2, 1, 0, 0, 1, 0, 0, 1, 0, 0, 0, 0, 3, 1, 0, 1, 0, 0, 0, 2, 0, 0, 1, 0, 0, 0, 1, 0, 1, 0, 0, 0, 0, 0, 1, 1, 0, 1, 0, 0, 0, 0, 0, 1, 0, 0, 0, 0, 0, 0, 1, 0, 0, 0, 0, 1, 0, 0, 1, 0, 0, 1, 0, 0, 0, 0, 0, 1, 2, 0, 2, 1, 1, 1, 0, 0, 0, 2, 1, 1, 1, 1, 1, 0)`
 - `x <- matrix(x, ncol=6)`

- Compute term-term co-occurrence

- Find the most 3 relevant terms for “kuckuck” and “ei”

- Apply LSA to Exercise 02 before computing the term-term co-occurrence

- `?svd` // helps with svd, `%*%` is matrix multiplication, use `diag()` for d

Thanks ...



for your attention!